

# Year 3 Literacy


Week beginning: 19/10/2020 – Write up and SPAG

Day 1: We are learning...

L.O.to write up my adventure story

Allow 2 days for writing up

# Let's activate our learning!



- What does it mean to write up your work?
- Why would we write up our work?

# Let's learn!



Model writing up The Green Ship Story


You must include:

- All your green pen edits
- Capital letters
- Punctuation
- Neat handwriting

You will need:


A sharp pencil  
Lined paper  
Your English book

# Your task



- Carefully write up your Green Ship story

# Time to reflect on our learning!



I don't get it!  
I need some  
help  
understanding.

I think I  
understand  
but I need a  
little support.

I understand  
and can try  
this on my  
own.



I can do this!



I'm getting there.




I need help!

Day 2: We are learning...

L.O. to write up my adventure story


# Let's activate our learning!



- Model writing up The Green Ship Story
- You must include:
  - All your green pen edits
  - Capital letters
  - Punctuation
  - Neat handwriting




# Your task



- Continue writing up your story

# Time to reflect on our learning!



I don't get it!  
I need some  
help  
understanding.

I think I  
understand  
but I need a  
little support.

I understand  
and can try  
this on my  
own.



I can do this!



I'm getting there.



I need help!

# Let's review our previous learning



Last lesson

Last week

What is a verb?


What is a noun?

What is an adverb?

Day 3: We are learning...

L.O. to use apostrophes for  
contractions

# Let's activate our learning!



- Watch

SCRATCH  
GARDEN

SCRATCHGARDEN.COM

0:03 / 2:51

#LearningEnglishGrammar #EnglishGrammarRules #contractingwords  
Contractions! | English Grammar Practice | Scratch Garden

A video player interface for a Scratch Garden video. The video title is "SCRATCH GARDEN" in large, pink, bubbly letters. Below the title is the website "SCRATCHGARDEN.COM". The video player shows a progress bar at 0:03 / 2:51. The video player controls include play, next, volume, and full screen buttons. The video description includes the hashtags #LearningEnglishGrammar, #EnglishGrammarRules, and #contractingwords, followed by the text "Contractions! | English Grammar Practice | Scratch Garden".

Let's learn!




Play



Pause and write answers as you go

# Now try it yourself (Guided practice).



She is the tallest girl in the class.

She's

Shes

She's

Shes'

I think he is out in the garden.

hes

he's

he's


hes'

Try on your whiteboard. Add the apostrophe.

- We had better get to the shop before it closes.
- I have bought you your favourite sweets.
- I did not know where to go.
- I cannot do that.
- You will have to wait until lunch.



# Your task



- Find the contraction and add the apostrophe.

## Skills

Copy the sentence into your book. Add the apostrophe to the contraction.

1. At some point we mustve fallen asleep.
2. The captain wouldve been proud of you.
3. Mrs Tredegar doesnt seem to mind.
4. Theyre going to go back and visit every year.
5. At least, it wasnt a real ship.

Challenge: Have a go at writing your own sentences about the Green Ship using a contraction.

can't won't didn't I've doesn't wasn't

## Core

Copy the sentence into your book. Add the contraction to each sentence.


1. At some point we must have fallen asleep.
2. The captain would have been proud of you.
3. Mrs Tredegar does not seem to mind.
4. They are going to go back and visit every year.
5. At least, it was not a real ship.

Challenge: Have a go at writing your own sentences about the Green Ship using a contraction.

## Core

Copy the sentence into your book. Add the contraction to each sentence.

# Time to reflect on our learning!



I don't get it!  
I need some  
help  
understanding.

I think I  
understand  
but I need a  
little support.

I understand  
and can try  
this on my  
own.



I can do this!



I'm getting there.



I need help!

# Let's review our previous learning



Last lesson


Last week

What is an apostrophe for contraction? Can you give an example?

Day 4: We are learning...

L.O. to use an apostrophe for  
possession

# Let's activate our learning!



- Watch



Possessive Nouns - It's all about the Apostrophe! | Grammar For Kids | Roving Genius

Let's learn!




Watch

Pause and write your answers. How many did you get correct?




Possessive Nouns - It's all about the Apostrophe! | Grammar For Kids | Roving Genius

Now try it yourself (Guided practice).



- Add the apostrophe for possession. You might need to rewrite the sentences.
- Mrs Tredegars green ship.
- Bosuns gardening tools.
- The brother of Alice.
- The house belonging to the aunt.

# Your task



- Add the apostrophe for possession.

## Skills

Copy the sentence into your book. Add the apostrophe for possession.

1. Mrs Tredegars green ship.
2. Bosuns gardening tools.
3. Alices brother enjoys exploring.
4. Alice and her brother stayed aunts house.
5. Mrs Tredegars telescope was long, gold and thin.

Have a go at writing your own sentence using an apostrophe for possession.

## Core

Copy the sentence into your book. Add the apostrophe for possession. You may have to rewrite some of the sentences.

1. Mrs Tredegars green ship.
2. Bosuns gardening tools.
3. Alices brother enjoys exploring.
4. Alice and her brother stayed at the house belonging to their aunt.
5. The telescope belonging to Mrs Tredegar was long, gold and thin.

Have a go at writing your own sentences using an apostrophe for possession.

## EXT


Copy the sentence into your book. Add the apostrophe for possession. You may have to rewrite some of the sentences.

1. Mrs Tredegars green ship.
2. The gardening tools belonging to Bosun were old and rusty.
3. The brother belonging to Alice was young.
4. Alice and her brother stayed at the house belonging to their aunt.
5. The telescope belonging to Mrs Tredegar was long, gold and thin.

Have a go at writing your own sentences using an apostrophe for possession.



# Time to reflect on our learning!



I don't get it!  
I need some  
help  
understanding.

I think I  
understand  
but I need a  
little support.

I understand  
and can try  
this on my  
own.



I can do this!



I'm getting there.



I need help!

# Let's review our previous learning



Last lesson

Last week

Quiz:

<https://www.bbc.co.uk/bitesize/topics/zvwwxnb/articles/zx9ydxs>




What are possessive apostrophes?

Day 5: We are learning...

L.O. to recognise and understand  
homophones

# Let's activate our learning!



- Watch



## What are homophones?

# Let's learn!



Homophone: your and you're

Your is used to show possession e.g. Your dress is very pretty.


You're is a contraction for you are e.g. You're late for class.

**Which one will you use? Your or you're?**

\_\_\_\_\_ pencil is on the floor.

\_\_\_\_\_ the third person in line.

Now try it yourself (Guided practice).



- Have a go with your partner: Which one will you use? Your or you're

3. Where is \_\_\_\_\_ new puppy?

4. Do you dream when \_\_\_\_\_ asleep?

5. How many people are in \_\_\_\_\_ family?

6. \_\_\_\_\_ going to clean your room.

7. Is \_\_\_\_\_ class upstairs?

8. \_\_\_\_\_ in Mrs. Taylor's class.

# Homophone: their, there and they're

- Their is used for possession e.g. Their teacher is very kind.
- They're is a contraction for they are e.g. They're going swimming on Saturday.
- There is used to show a place or position e.g. Wait over there.

*So, which one is which?*

- \_\_\_\_\_ = not *here*
- \_\_\_\_\_ = belonging to them
- \_\_\_\_\_ = contraction of two words,  
*they* and *are* (therefore needs an apostrophe)



With your partner add the correct word. Which one there, they're or their.

1. Tom and Graham put \_\_\_\_\_ coats on because it was raining.

2. Even though \_\_\_\_\_ were only two children in the classroom, the lesson still went ahead.

3. Sam and Joe Joe ran around \_\_\_\_\_ teacher.


4. "\_\_\_\_\_ over \_\_\_\_\_!" shouted Mr. O'Donnell.

17. "Look, \_\_\_\_\_ playing rounders," said Jason.

18. \_\_\_\_\_ is a bright red Ferrari in the car park.

19. The children always wash \_\_\_\_\_ hands before they eat dinner.

# Your task




- With your partner use the cards and find the matching homophone.

Mixed ability partners.



# Time to reflect on our learning!



I don't get it!  
I need some  
help  
understanding.

I think I  
understand  
but I need a  
little support.

I understand  
and can try  
this on my  
own.



I can do this!



I'm getting there.



I need help!