



Year 1 Curriculum Letter

Spring 2
2024

Welcome to Year 1!

We hope you have had a restful break! If you have any questions about your child's progress or other matters, please speak to your class teacher or Mrs Pindoria by making an appointment via the email learning@wembleyprimary.brent.sch.uk. There is a lot to do this half term, so we hope this letter will enable you to support your child with their learning at home.

English

This half term the children will be focusing on the stories **The Magic Bed** and **Jim and the beanstalk**

Children will be:

- Using capital letters, finger spaces and full stops in their writing.
- Identifying and describing characters and settings.
- Retelling key events of the stories.

How can you help your child at home?

Encourage them to practise their handwriting and learn the Year 1 harder to read and spell words/ high frequency words that are sent home.

Useful website:

<https://learnenglishkids.britishcouncil.org/>

Science

Our topic this half term is **Animals including Humans**. We will begin by identifying and naming a variety of common animals including fish, amphibians, reptiles, birds, and later identify those that are carnivores, herbivores, and omnivores.

Seasons

The children will be observing, describing and recording the changes in the weather over Spring.

Computing

Children will continue to learn early programming concepts. The children will explore using individual commands, both with each other and as part of a computer program. They will use floor robots to start understanding and creating simple programmes.

Design and Technology

In this subject area Year 1 will be exploring the element of colour. The children will be naming the primary and secondary colours and creating their own wheels and drawing self-portraits.

Maths

Our focus this half term will be **Place Value** within 50 and **Length and Height**.

Place Value within 50

Children will be:

- *Counting from 20 to 50
- *Counting by making groups of ten
- * Partitioning numbers into tens and ones

Length and height

Children will be:

- * Comparing lengths and heights
- * Measuring length in centimetres

Useful websites:

Oak Academy: (Number and Place value) [Unit - Oak National Academy \(thenational.academy\)](https://www.thenationalacademy.com/)

Bitesize ([Place value, length and height](https://www.bbc.com/bitesize))- [KS1 Maths - BBC Bitesize](https://www.bbc.com/bitesize)

History

The Royals

The children will be learning who the royal family are, their relationship to each other and place royals in a family tree.

Useful video:

A kids guide to the royal family: <https://youtu.be/E3DqeDq84XU> and www.royal.uk/family-life

Music

Music will be delivered by a Brent schools music teacher who will be focussing on **rhythm skills** and **patterns** and **singing using accurate pitching**.

P.E

P.E lessons will be taught by a specialist P.E teacher. Children will be exploring simple movement patterns to create a dance sequence.

Children must come in their P.E kits on their allocated days.

Religion and World Views

Our focus this half term will be on **The nativity and why Muhammad and Guru Nanak are special**. We will continue our focus on Christianity, Islam, Sikhism and Hinduism.

PSHE

Children will be discussing **mental health** and **wellbeing**. We will look at how to keep healthy mentally and emotionally.

Thank you

Miss Ramji 1W Miss Qaisrani 1P Ms Bailey 1S Mrs Mayani 1F




Year 1 Home Learning Spring 1

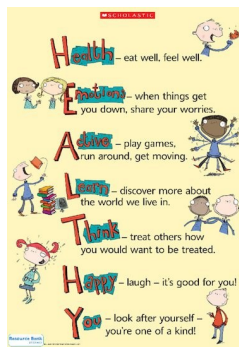
Please complete the challenges below by Monday 25th March 2024.
Learning is to be submitted in your red home learning book.

Science - Animals

In science, we will be focusing on Animals including humans. Can you help your child create your own animal? How many legs does it have? Where will it live? Will it have fur, feathers or scales? What will it eat? You can draw, paint or make a model out of junk materials .



PSHE - Health



In PSHE, we will be learning about things that go into our bodies which can be either helpful or harmful .

Why not get started by creating a first aid box for your home! Discuss with your child what they might need to keep at home that can be helpful. Here is a link that can help you:
www.youtube.com/watch?v=z-


English—Stories

Have you read a good book recently?
Tell us all about it!

Draw a picture of your favourite part of the book and write a matching sentence!

Don't forget to use:

- * A Capital letter
- * Finger spaces
- * A full stop



The Tiger Who Came to Tea



Judith Kerr


Rights Respecting Recipe

Create a recipe for a rights respecting school where all the children are treated fairly.

For your recipe include the following - the ingredients, equipment and instructions.


Example:
Ingredients - 20 cups of kindness, 10 spoons of respect
Equipment - teacher
Instructions - first ask an teacher to.....

Draw a picture of what a rights respecting school might look like.



Super Power of Looking

You are going to analyse this piece of art and discuss the points below with your parent. You can submit answers in your red book. Also write what your parent has said.



This painting is called 'The Nativity' by G. Wright (1984)

1. Who are the people in this painting?
2. Which colours are used most in this painting?
3. What animals can you see?

Compulsory Homework — Maths Fluency Focus

Week 1: Number bonds to 20.

Week 2: Doubles.

Week 3: Subtraction to 20.

Week 4: Fact families.

Week 5: Missing number problems.

Reading books will be changed **every Friday**. Please ensure reading record's are **signed daily**.

Spellings will be given every Tuesday and children will be tested the **following Monday**.

Home learning will be given **every Friday** in red home learning books. Home learning must be handed in by **Wednesday**.