



Year 4 Newsletter


**Summer 2
2026**

News

As the end of year is approaching, we are proud of how our pupils have made progress this year and we thank you for your support with their home learning. As we are very close to the multiplication assessment date in June, please ensure that your child is practising their multiplications facts up to and including 12 times tables during the half-term break.

Your child can practise on Times Table Rockstars and the following website: [//www.timestables.co.uk/multiplication-tables-check/](http://www.timestables.co.uk/multiplication-tables-check/)

A number of trips are planned this half-term, including the Science Museum, Brent Civic Library and Cassiobury Park. Please let your child's class teacher know if you can help support on the trip.



English

Children will be using their learning in Science to write an explanation text on the Digestive System. They will be researching information, taking notes and writing a text using technical vocabulary, specific detail and a variety of sentence structures.

To support your child, you can loan books from your local library on the Digestive System.

Useful websites:

[Explanation texts - English - Learning with BBC Bitesize](#)

Science

This half-term our topic is Digestive Systems. We will start to learn about what parts the human digestive system is made up of and the simple functions of the basic parts.

How can you help your child at home?

Have a discussion with your child about what digestion is and why it is important. Talk about the different parts of the human digestive system and what their function is.

Useful websites:

[What is the digestive system? - BBC Bitesize](#)

Computing

Our learning this term will be Repetition in games and animation.

The children will continue to explore the use of repetition in programming using the Scratch environment. They will discover the difference between count-controlled loops and infinite loops and use them to create animations and a simple game.

DT

In Design and Technology, year 4 will be developing skills in food technology to bake bread. They will be measuring the ingredients, mixing, forming the dough and kneading, allowing the dough to rise and then finally baking the bread.

Maths

We will be beginning the term with Geometry with a focus on position and direction. Children will build on prior learning on addition and subtraction and develop this learning further this term. There will also be a focus on Money and Time.

How can you help your child at home?

Practice telling the time on both analogue (12-hour) and digital clocks.

Encourage your child to add up 2 or 3 items when shopping and calculate how much change would be given.


Useful websites:

[Finding durations of time - KS2 Maths - BBC Bitesize](#)

[Money - Year 4 Maths - BBC Bitesize](#)



Geography



Our topic is Rivers and Mountains. The children will learn key features of the water cycle. They will also learn about the features of the river and how they are formed.

Music

During the unit, pupils will learn to sing and play the Doot Doot song, develop technical skills on tuned percussion, learn about chords, 'doodle' (improvise) with their voices and experience playing in a class band.

RE

Exploring the ancient and translated languages of scripture and investigating their importance to many believers today.

P.E

PE - Children must come into school wearing a complete PE kit; plain black or navy tracksuit bottoms, a coloured t-shirt of their house and trainers. The focus in P.E. will be on striking and fielding. Children will refine their technique so that they can choose what shot to play and use a range of fielding skills. 4W and 4S went swimming last half term and this half term 4P and 4F will now go swimming. Children must remember to bring in their swimming kit.

If you wish to discuss your child's progress an appointment can be made with us. We are available at the end of the school day at 3.30pm for short discussions. Please let us know the day before.

Thank you Ms Tobutt (4W) Ms Khan (4P) Miss Riaz (4S) Ms Nagda(4F)



Year 4 Home Learning Summer 2

Please complete all three challenges by **Monday 13th July 2026** on Google Classroom or in your Red Home Learning Book. **Daily home learning** includes **reading colour banded book for at least 20 minutes** and Reading Record signed, **Times Tables Rock Stars practice 15 minutes**, learn **Spellings** and write sentences using spelling words. All learning should be presented **neatly** with **best handwriting**. Teachers set **CGP homework for English every Monday**.

English




Write a short **diary entry** as **Rhodopis or the Pharaoh**. Explain how you felt and what you thought when:

- The Pharaoh was searching for the slipper's owner.
- When the Pharaoh found out that the slipper belonged to Rhodopis.
- When the Pharaoh decided to marry Rhodopis.





You can also write about how the servant girls reacted when they found out that the Pharaoh wanted to marry Rhodopis and how you felt at this point. Remember to include the features of a diary entry, **expanded noun phrases**, **different adverbials of time**, **vocabulary to show the historical setting** and **rhetorical questions**.

The story book: [The Egyptian Cinderella by Shirley Climo | KS2 Kids Stories Read Aloud](#)





Diary writing: [Diary writing - English - Learning with BBC Bitesize](#)



Flowering Plants

Non-Flowering Plants

Science

Write down the definitions of a **flowering and non-flowering plant** and list the different flowering and non-flowering plants in your local area. Draw a **tally chart** in your books and record the numbers of each flowering and non-flowering plants that you find.

Flowering Plants	Non-Flowering Plants

Super Power of Looking

You are going to analyse the Renaissance piece of art and discuss the points below with your parent. You can submit answers on Google Classroom or in your Red Home Learning Book.

This painting is called '[The Lady of Shalott](#)'

1. How is the Lady of Shalott feeling at this moment in time? Does she look peaceful, relaxed, content? Troubled, busy, worried?
2. How do you know?
3. How has the character and identity of the figure in the painting been expressed?
4. Are there any other clues or symbols that tell us something about her personality or identity?



Compulsory Homework—Maths

Week 1:

Convert each time from 12-hour to 24-hour clock.

- | | |
|----------------------|-----------------------|
| 1) 7:12 a.m. = _____ | 2) 10:05 p.m. = _____ |
| 3) 2:43 p.m. = _____ | 4) 5:31 a.m. = _____ |
| 5) 9:24 a.m. = _____ | 6) 11:56 p.m. = _____ |

Week 5 Division

1. $315 \div 5 =$
2. $288 \div 3 =$
3. $684 \div 2 =$
4. $528 \div 4 =$
5. $717 \div 3 =$
6. $472 \div 4 =$

Week 2:

Kasper left his grey cloud high above the world at 9.15am and arrived on Earth at 8.20pm.

How long had he been flying for?

Week 6

Sea	1 person	16 mins
Bin	2 people	11 mins
Field	6 people	9 mins
Ski slope	3 people	12 mins

Week 3:

Rescue history

How many people were rescued altogether? How long has he spent rescuing people in minutes and hours?

Jia has been converting these amounts to pounds and pence as decimals. Is she correct? Prove it!

Week 4:



- a) $425p = £42.5$
- b) $399p = £3.99$
- c) $1508p = £15.8$

A shop sells these items.



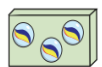
£5.40



£9.10



£21.99



£3.60

a) Scott buys some marbles, a book and a cap.

He pays with a £20 note.

How much change does he get?